



ConvergentIS for SAP Analytics Cloud - Financial Planning Quick Start



SAP® Qualified
Partner-Packaged Solution

CONTACT

hello@convergentis.com
601 10th Ave SW, #200
Calgary, AB Canada T2R 0B2
1-877-245-3790



We are an SAP Design, Build, Sell and Service partner providing services to clients across North America and we are leading by example by running S/4. This enabled us to implement and SAP Analytics Cloud, quickly and easily.

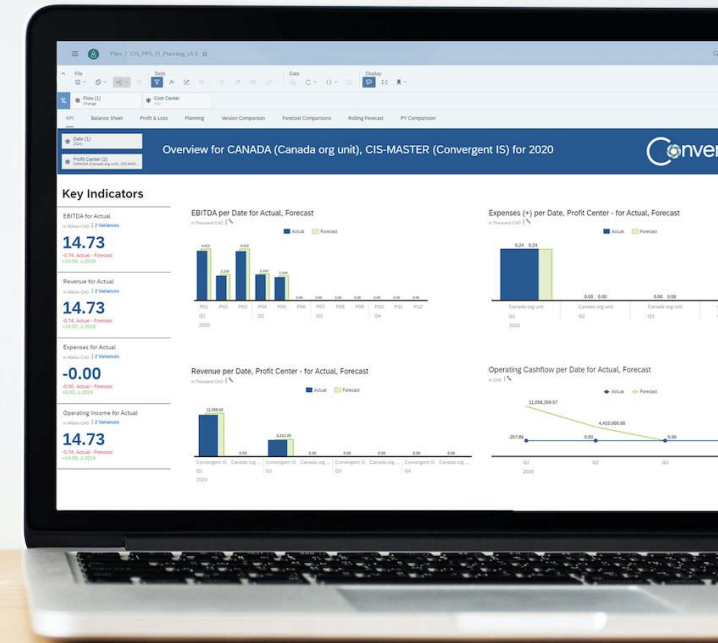
Our focus is on the Enterprise User Experience and we are leaders in SAP Analytics Cloud, SAP Fiori, SAP Business Technology Platform, SAP Mobility and SAP S/4HANA.

ConvergentIS SAP Analytics success story [here!](#)



We believe in:

- Providing beautifully simple solutions to complex business problems
- The enterprise user experience
- Increasing business calirty, velocity and margin
- **Buying versus Building**
- **Leading by example – we don't just implement S/4, we run it ourselves**

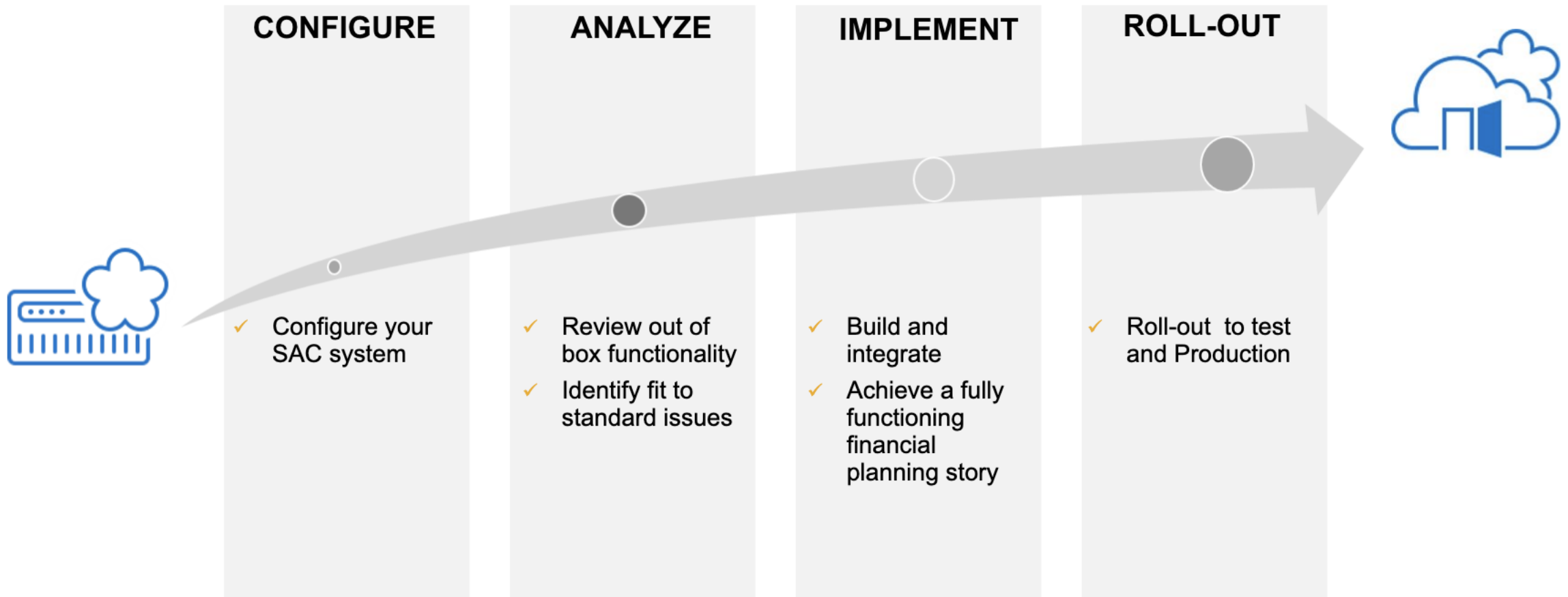




About Our Partner Package Offering

ConvergentIS offers clients the ability to save costs using a single platform for planning and business intelligence by providing an SAP Analytics Cloud Financial Planning Quick Start package. Streamline your processes and tackle planning challenges using our standard financial planning story and data model that is customized specifically for your data environment. We know your time is valuable, leverage our experience and knowledge so you can jump start your SAP Analytics Cloud Financial Planning model for your business, today!

Quick start steps to being productive with your SAP Analytics Cloud implementation



Why ConvergentIS for Financial Planning Quick start for SAP Analytics Cloud?

- Get productive fast on SAC by enabling our out-of-the-box model and story in your environment.
- We can get you configured in 1 –2 days!
- We will import or create our standard data model and the ConvergentIS Financial Planning Story in your development environment.
- We will modify the data model to suit your needs then populate the model with your data.
- The result will be a Financial Planning Story that works with *your* data in *your* SAC development environment.



Implementation Steps



Analysis

- Demonstrate out-of-the-box functionality
- Identify fit to standard
- Identifying modifications or additional requirements for future projects



System Configuration

- Data source configuration
- Connections
- Security roles
- Single Sign-On



Implementation

- Modify model based on analysis if required (dimensions, dimension properties, member access)
- Modify out-of-the-box pages as identified in fit to standard analysis

Configuration Phase

Our BASIS Services configure SAC* through:

Data Source Configuration	<ul style="list-style-type: none">• Add system to SCP Cloud connector email
Connections	<ul style="list-style-type: none">• Cloud connector connections• Installation and configuration of cloud connector• Creation of connection• Installation of SAC agent• Live data connections
Security Roles Set Up	<ul style="list-style-type: none">• SSO: Configure SSO with SAP identity provider (SAC and S/4HANA system needs to be configured with same IDP)• OData activation of required services (as required)

Analysis Phase

ConvergentIS Design Services will help with:

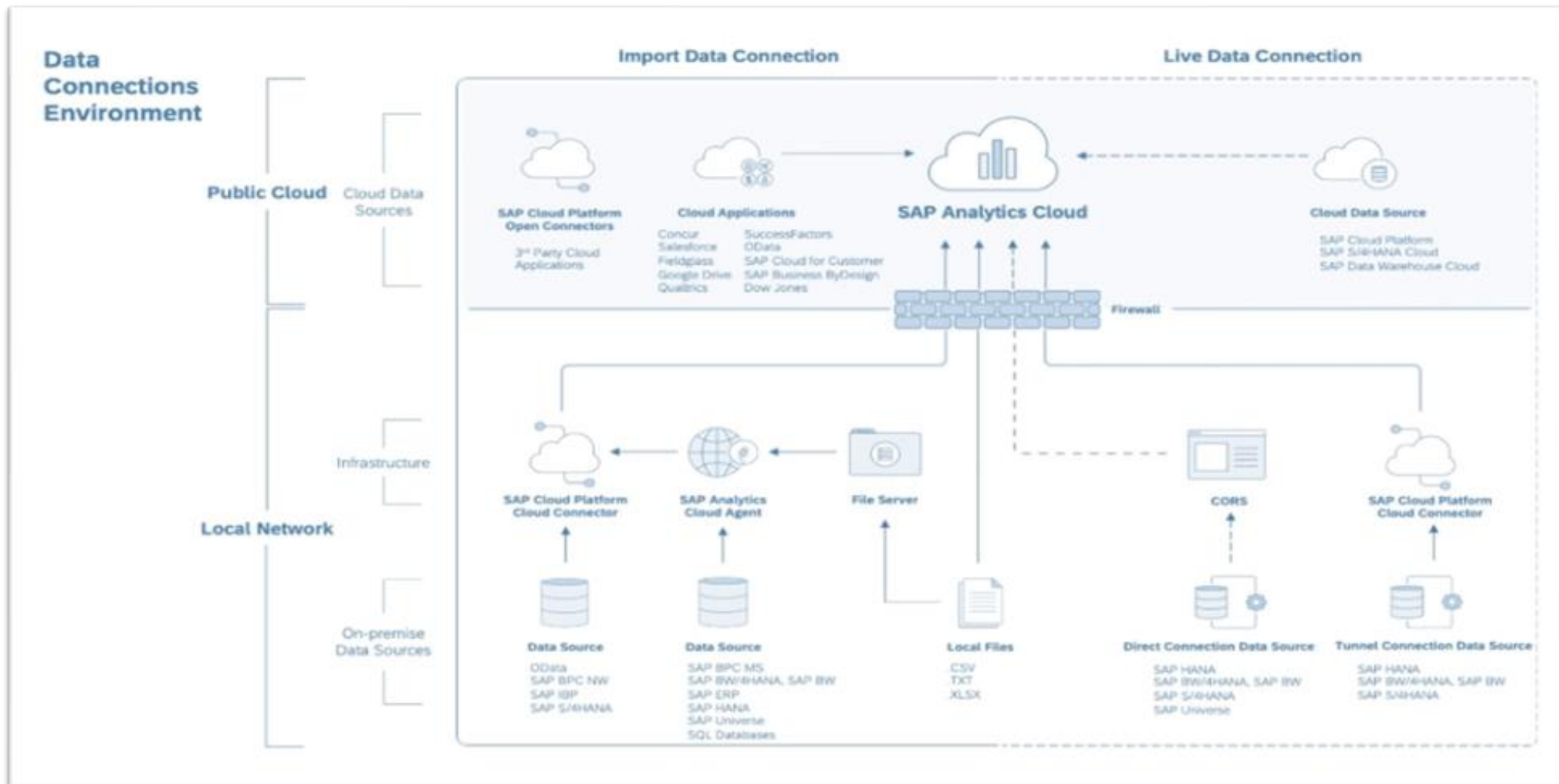
Standard CIS Financial Planning Model/Story load	<ul style="list-style-type: none">• Import/ create standard CIS model and story• Demonstrate out-of-the-box functionality
Fit Standard Analysis	<ul style="list-style-type: none">• Identify additional dimensions that may need to be added to model• Identify standard story pages required• Identify modifications to standard story pages to display your data within the standard page• Identify new/missing story pages (for future customization project(s)) <p>*see appendix for examples of standard story pages</p>

Implementation Phase

ConvergentIS Project Services will help to create the following in your development system:

Data Model	<ul style="list-style-type: none">• Update dimension data load query (map to customer system)• Create new dimensions/ queries based on requirements• Refresh dimensions after update• Set dimension refresh schedules as required• Update transactional data load query• Create / execute transactional data load schedule
Story Modification Development	<ul style="list-style-type: none">• Update story pages to reflect updated model to enable standard CIS SAC Financial Planning Story

High-Level Installation Overview



Scope Summary

Configuration

- Configuration of SAC to Cloud and live data connections
- Security role setup
- SSP setup
- Activation of required Odata services

Analysis – ConvergentIS UX Services

- Import/ create CIS standard model/ story
- Provide dimensions
- Import templates to allow data import from file
- Walkthrough of CIS model/ story

Fit to standard analysis including:

- Additional dimensions that may need to be added to the model
- Identify standard story pages required
- Identify modifications to standard story pages to enable your data

Implementation data model

- Update dimension data load query (map to customer system)
- Create new dimensions/ queries based on requirements
- Refresh dimensions after update
- Set dimension refresh schedules as required
- Update transactional data load query
- Create/ execute transactional data load schedule
- Customization of delivered SAC stories to connect to updated data model

Optional components

- Fit to standard analysis identification of custom stories for future projects
- Migration of other landscapes (test, prod)

Scope Processes

Data Modelling

Create Model

Import Model

Add/remove dimensions

Define dimensions

Populate dimensions

- Data sources, queries, data wrangling
- Populate model (with transactional data)
- Data sources, data connection, queries, data wrangling
- Schedule data imports for dimensions/model

Data visualization - Stories

Import Story

Display story pages

Story input controls

Story styling

Story Builder

Display tables

Hierarchy drilldown

Responsive pages

Canvas pages

Calculated measures

Display planning models

Display actuals

Planning features:

- Editing (amounts, percentage+/-)
- Cell locking
- Comments

Version management

Publishing Planning versions

Planning history/rollbacks

Table calculations

Comparison charts

Page filters

Trend charts

Cross tab forecast tables

Indicator charts

System Management

Security - User, Role and team setup

Connection setup

System administration



Questions?

SAP® Qualified

Partner-Packaged Solution

Implementation Pricing

- License costs: from CAD \$135.00 / user*

*List price and user discounts will apply

- Services costs starting at \$45,000 CAD
- 4-8 weeks to go live *depends on data model complexity
- Target Employee Range: 10-100

Thank you

For more information, please contact us:

hello@convergentis.com

601 10th Ave SW, #200

Calgary, AB Canada T2R 0B2

1-877-245-3790

www.convergentis.com